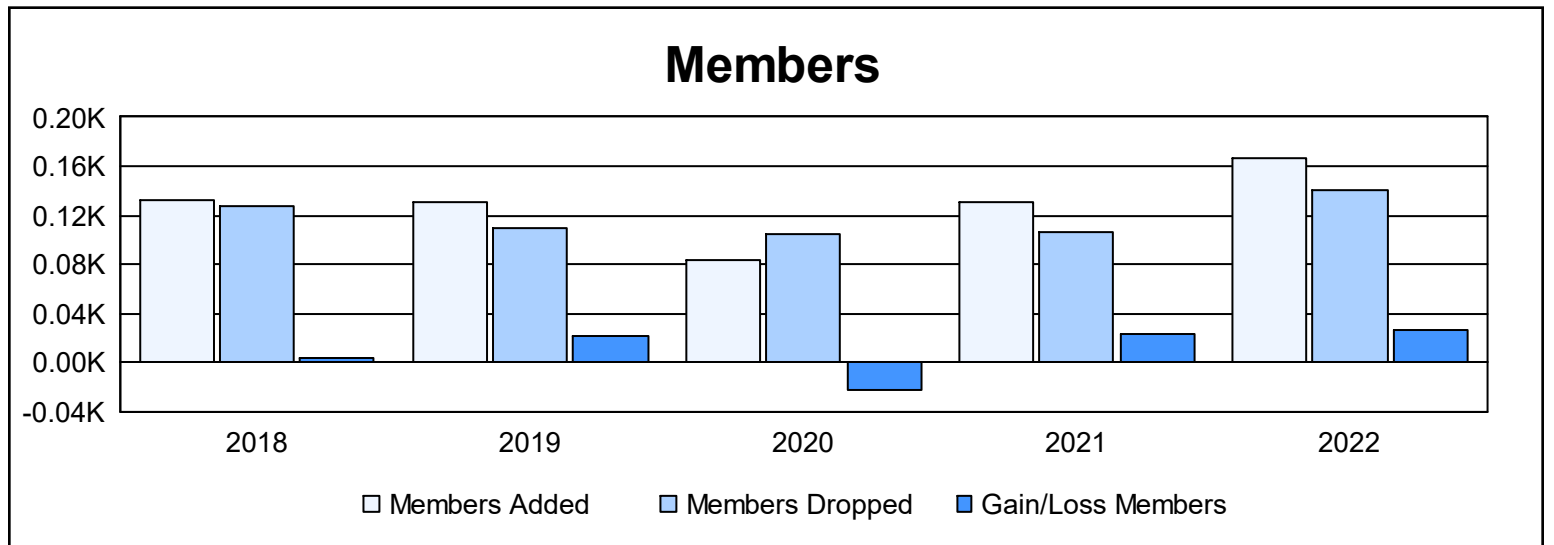
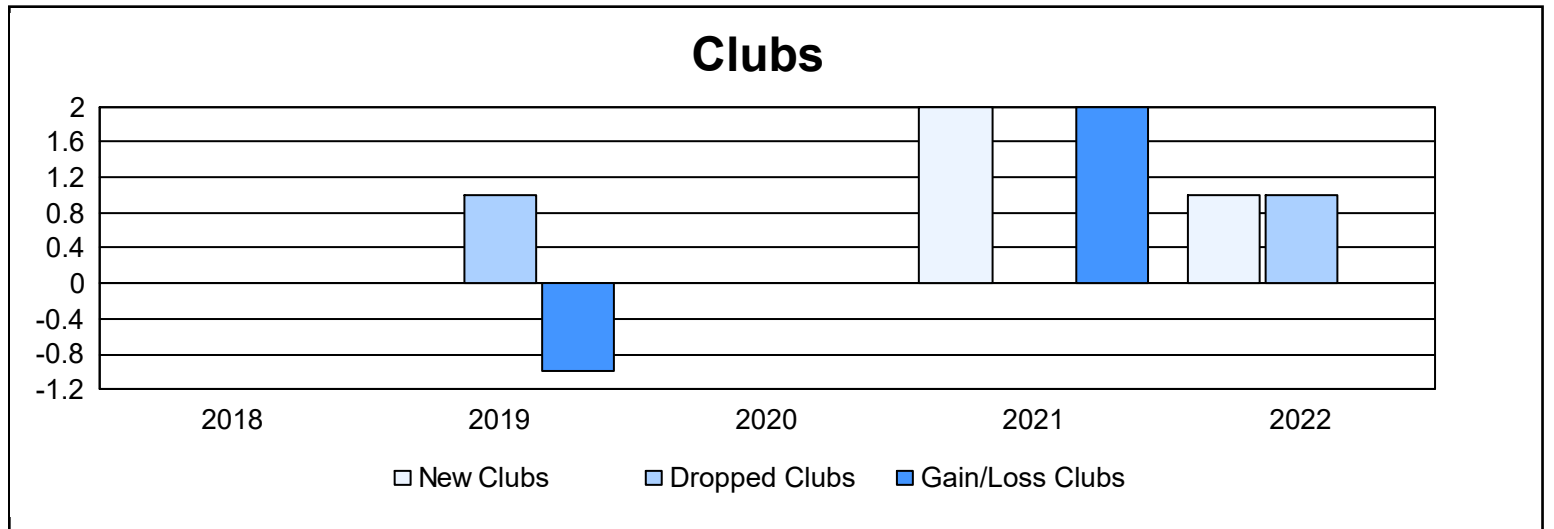
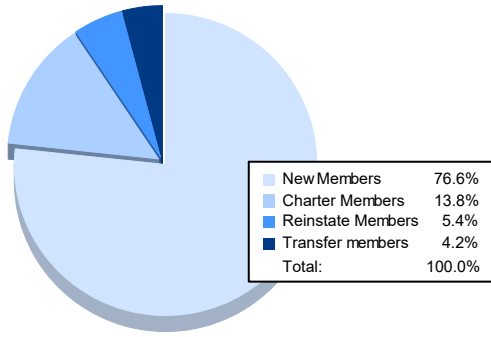


Year	New Clubs	Dropped Clubs	Gain/ Loss Clubs	New Members	Charter Members	Reinstate Members	Transfer Members	Total Member Added	Total Members Dropped	Gain/ Loss Members
2017-2018	0	0	0	125	0	2	5	132	128	4
2018-2019	0	1	-1	117	0	6	8	131	110	21
2019-2020	0	0	0	73	1	5	4	83	105	-22
2020-2021	2	0	2	91	28	3	8	130	106	24
2021-2022	1	1	0	128	23	9	7	167	141	26
<b>Average</b>	<b>1</b>	<b>0</b>	<b>0</b>	<b>107</b>	<b>10</b>	<b>5</b>	<b>6</b>	<b>129</b>	<b>118</b>	<b>11</b>



### Membership Composition June 2022 Cumulative



### Gender Composition June 2022 Cumulative

